

NFHS Dual Officiating System

By the Book:

High School Federation “2-Man System”

Pre-Game Duties

- Field Inspection
 - Goals Anchored
 - Irregularities
 - Correction by school/stadium management
- Teams *
- Players' equipment
- Head Referee instructs
 - Timer, scorer, ball holders
- Coin toss
 - Coaches, team captains
 - Sportsmanship

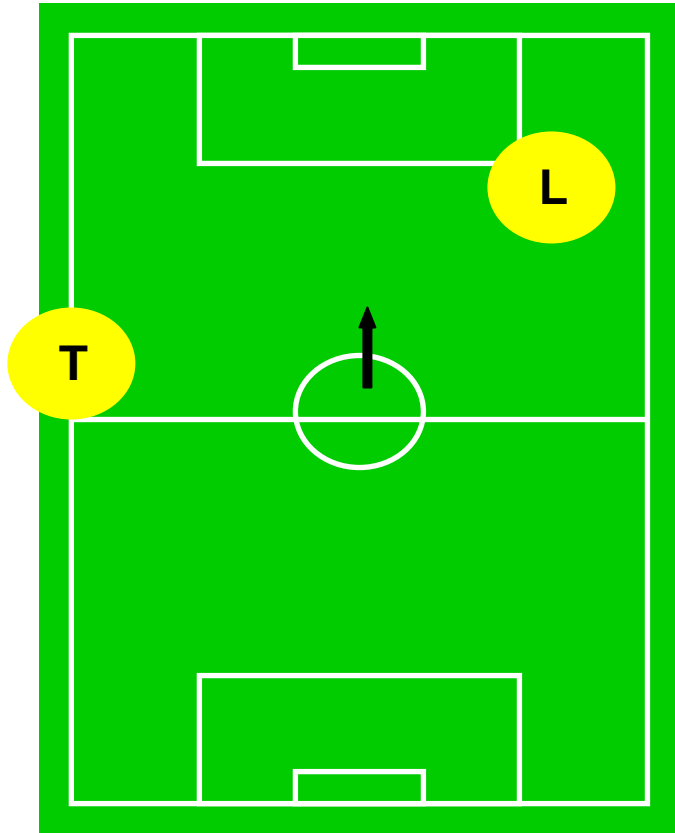
* Officially removed; however, work with the coaches to avoid incidental Misconduct for illegal equipment

Pre-Game Conference

Referee Pre-Game conference is essential to competent officiating: develop understanding on rule interpretations

- **Rule changes and emphasis**
- **Positioning and coverage**
- **Special Situations**
- **Team tactics, history, etc.**
- **Signals and Other Communication**

Kick-Offs



Lead

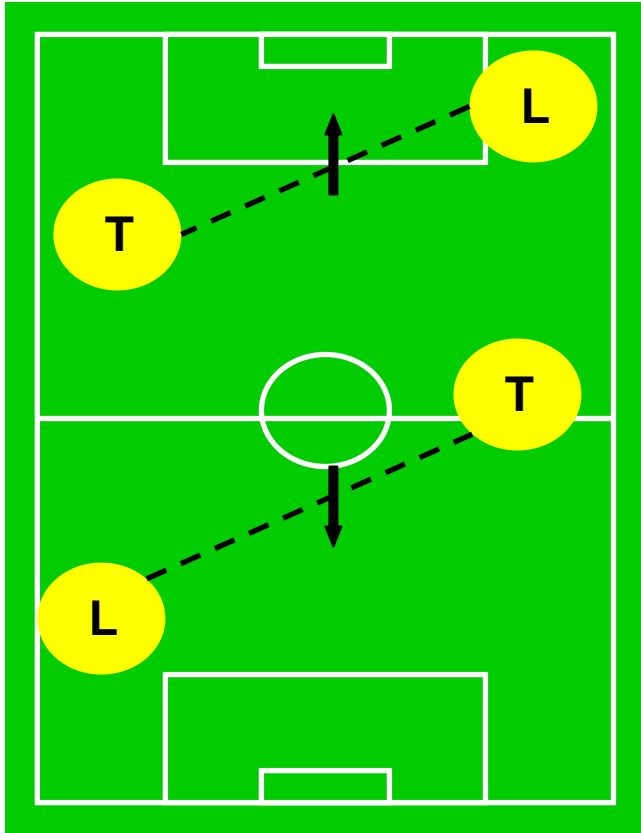
- 10-20 yds down field, inside Touch line
- Check team captain/**scorer/ timer*** ready
- Signal: extend arm parallel to ground in direction of kick

Trail

- Halfway line and Touch line
- After ready signal from lead, sound whistle, signal “start the clock”

Note: If **scorer/timer** on Trail official’s side, he would check after Lead’s signal

Movement Patterns



Officials should “Box” the play:
diagonal line between two officials
and the ball

Lead

- Ahead of ball
- Positioned to rule Offside

Trail

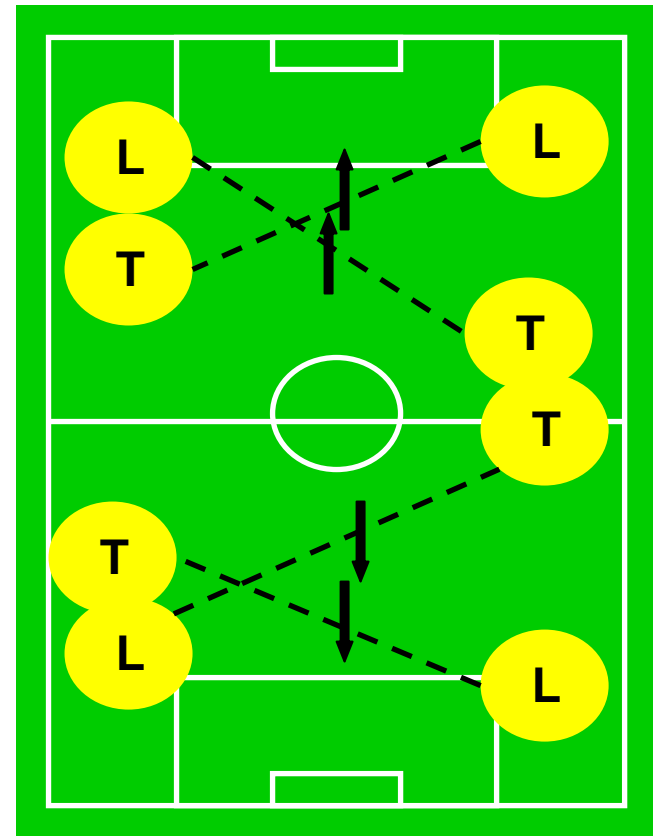
- Behind ball
- Focus of play around the ball
- Penetrate 20-30 yds to “box

Note: Penetration will depend on style of play and physical ability of the official

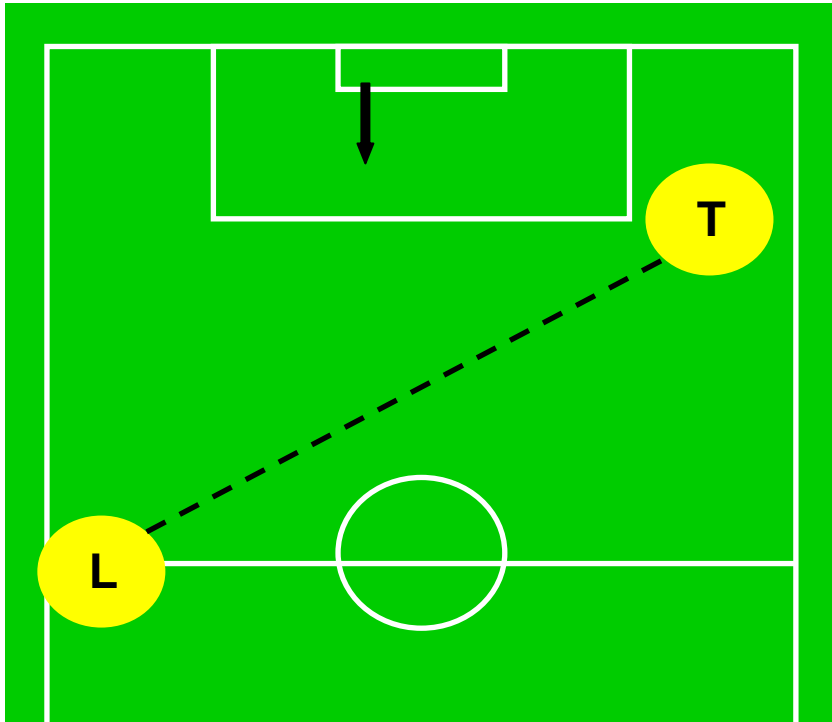
Movement Patterns

Officials should **exchange field sides** at half-time, and lead to their left starting the second half (assuming that they were leading to their right to start the game)

1st Half
2nd Half



Goal Kicks



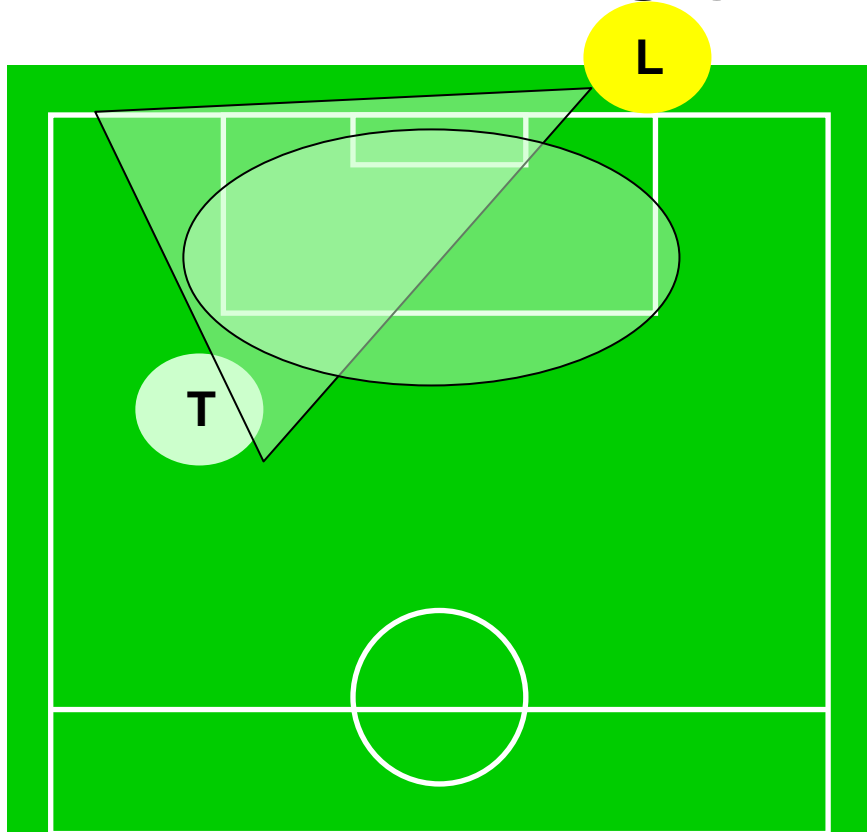
Trail

- Near top of PA
- Declares ball “ready for play”
- Ensure ball clears PA, in play

Lead

- Near Halfway and Touch line
- Focus on drop area, potential fouls: Pushing,, Tripping (“under-cutting’)
- Note: GK short, to right side of PA, Lead must ensure ball leaves PA to be in play

Corner Kicks



Trail

- Near top of PA
- Focus on activity before CK taken, then play in the PA, particularly in Goal Area

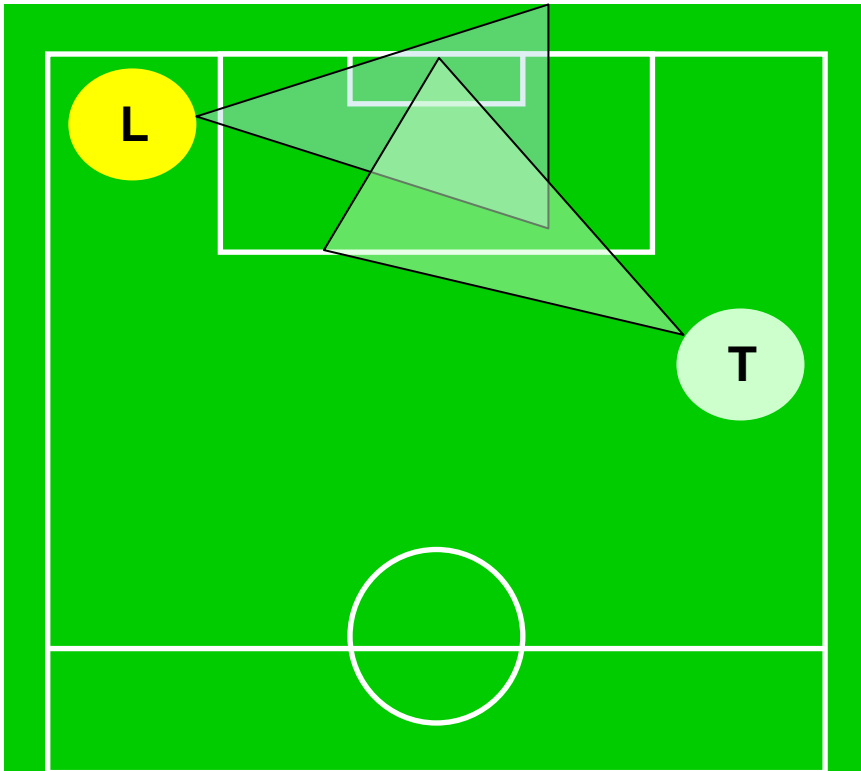
Lead

- On Goal line between goal and edge of PA
- Focus on ball staying in play, play in drop area and play around GK

Ball “Ready for Play”

- Either, depending on which side of the field CK taken from

Penalty Kicks



Lead

- Hands ball to kicker
- On/Near Goal Line
- Focus : Goal, GK movement

Trail

- Near top of PA opposite
- Declares ball “ready for play”
- Ensure ball clears PA, in play

Free Kicks

Trail

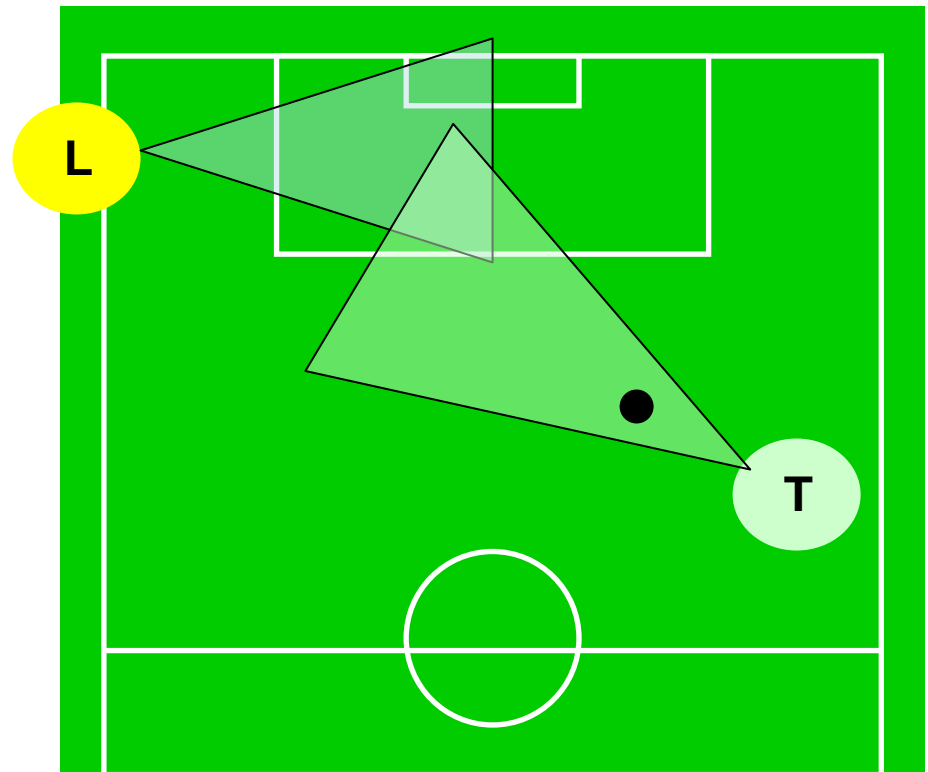
- Ball Placement
- Give appropriate signal

Lead

- Ahead of play
- Out of way
- Near area near anticipated challenges

“Wall Management”, Encroachment

- Either, as appropriate



Throw-Ins

The Official responsible for that touchline is responsible for judging a proper throw-in

- Location
- Mechanics

Lead

- Ahead of play
- Out of way
- Anticipate play development

Trail

- Observe general area of throw-in
- Watch for holding, pushing (“typical”) fouls

Coordinating “Ready for Play”

Trail

- Kick-off
 - To start Period
 - After a Goal
- Drop Ball
- Goal Kick

Lead

- Corner Kick
- Penalty Kick
- Free Kick

Throw-In

- Whichever official on that side of the field

Technique for Making a Call

Foul?

- Stop play (whistle)
- Foul signal - (NFHS 2007, page 96-97)
- Direction: DFK or IFK
- Lead Official “ready for play”
- Trail may need to indicate ball position

Misconduct?

- Stop play/clock
- Display appropriate Card
- Indicate Player
- Record name, jersey #
- ***Inform coaches, scorer, and partner***
- Restart play appropriately

Signaling

Use NFHS signals when possible within the context of the game to convey information to other officials and coaches without calling undue attention to the official. Discuss any other signals used during the officials' pre-game conference.

Handling Substitutions

- ❖ Either official may recognize substitution opportunity at stoppage of play
- ❖ Official on side where substitute entering will beckon player onto field; other official needs to monitor players elsewhere on field
- ❖ Official responsible for restart will sound whistle
- ❖ Frequent substitutions by one team may require official to stop the clock

Post-Game Duties

- Monitor (*unofficially; officially removed 2006*) any post-game team interactions
- Verify Score
- Officials review significant incidents, and any issues for game report, if needed
- Leave field/stadium expeditiously

Other Issues

- Sprint to be in position
- Do not be a slave to sideline or SLD
- Anticipate play
- “Pinch-in” to eliminate gap between you and your partner
- Communicate with your partner